



ASEAN – JAPAN Dialogue on Healthcare

Platform User Guide

Contents

Title	Page
How do I login to the event platform?	3 - 4
My account settings	5
What is the event feed , and how do I use it?	6
Attendees – what are the functions here?	7
How do I access the Agenda ?	8
Can I interact and ask questions during the session?	9
Speakers – How do I find their sessions?	10
How do I access the Partner's booths	11
What if I'm a Partner – how do I customise?	12
Meetings & Scheduling	13
My notifications	14

How do I login to the event platform?



ASEAN-JAPAN Dialogue on Healthcare

ally@testing.com

First name*

Last name*

Password*

Confirm password*

[Different User ?](#)

I agree to the [Terms and Conditions](#) and [Privacy Policy](#)


SIGN UP

- Enter the event URL:
<https://asean-japan-healthcare.hubilo.com/>
- To sign up for the event, please enter your details in the page here and click sign up.
- There is a chat bubble on the bottom left hand corner of the screen, if you face any technical difficulties you connect with the organisers here.
- Why is the platform not loading?
 - i. We suggest you check and clear the cache in your browser. You can click on settings in the browser toolbar on the top, and you can access your settings there.
 - ii. Best to view from Google Chrome.



How do I login to the event platform?

Create your profile



Dimensions: 200px X 200px

UPLOAD DELETE

FIRST NAME *
Ally

LAST NAME *
Attendee

JOB TITLE *
Operations

ORGANISATION *
Clarion Events

COUNTRY *
Singapore

CONTINUE →

< BACK Tell us a little more about yourself

TITLE (DR, PROF, ETC) *
Title (Dr, Prof, etc)

DEPARTMENT *
Select ...

MOBILE PHONE *
Mobile Phone

OFFICE LANDLINE
Office landline

I AM FROM A/AN (INDUSTRY): *
Select ...

WHAT TOPICS ARE YOU INTERESTED IN AND WANT TO KNOW MORE ABOUT? (PLEASE UNCHECK IF NOT APPLICABLE) *

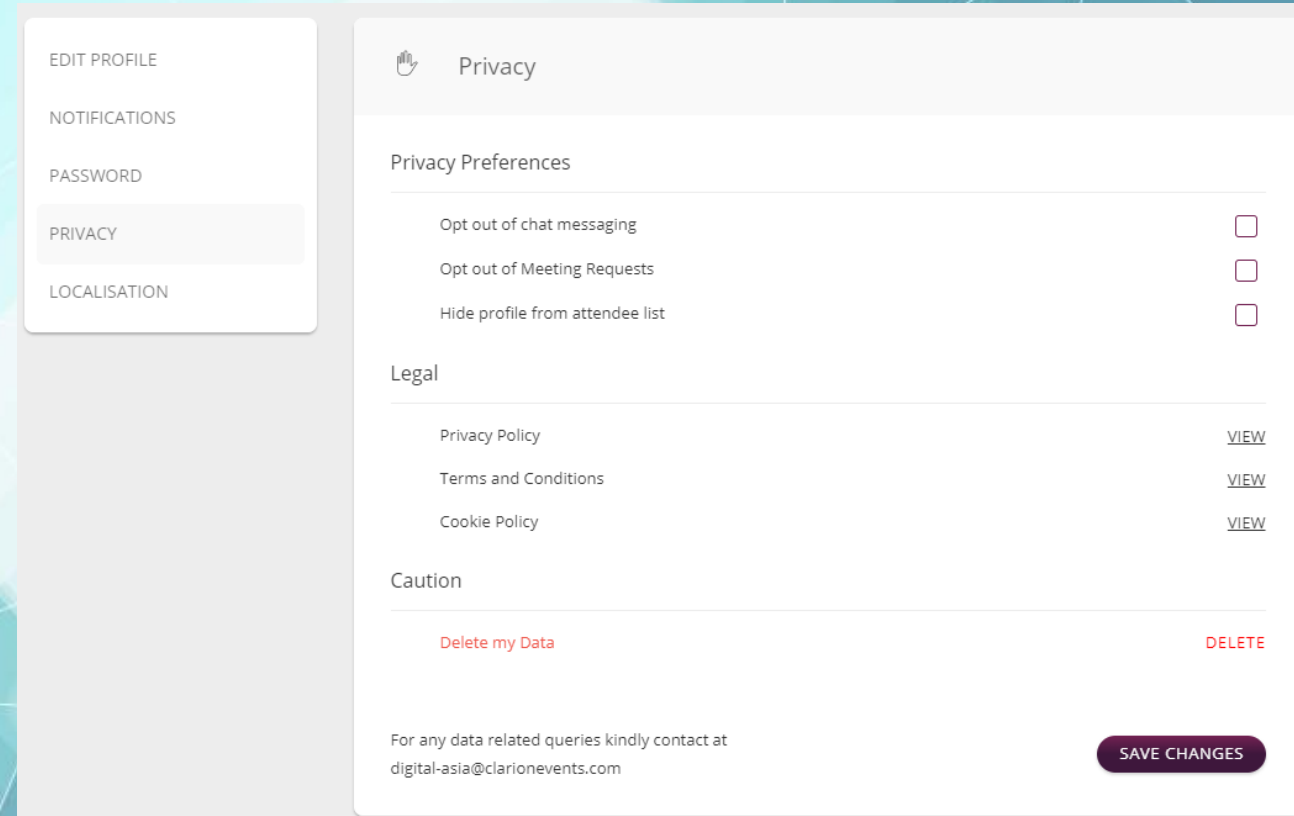
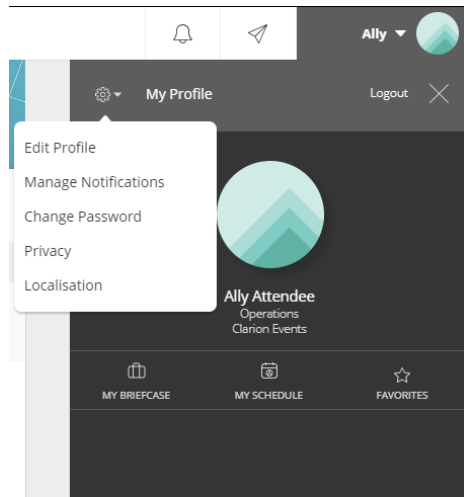
☐ ARTIFICIAL INTELLIGENCE ☐ CUSTOMER CARE ☐ CYBERSECURITY ☐ COMMAND CENTRES ☐ DATA ANALYTICS
☐ DIGITAL TRANSFORMATION ☐ ELECTRONIC MEDICAL RECORDS ☐ EMERGENCY MEDICAL SERVICES ☐ HEALTHCARE 4.0
☐ HEALTH INFORMATICS ☐ HEALTH FACILITY DESIGN ☐ HOSPITAL MANAGEMENT ☐ INFECTION CONTROL ☐ NURSING MANAGEMENT
☐ PATIENT SAFETY ☐ PATIENT EXPERIENCE ☐ ROBOTICS ☐ TALENT MANAGEMENT ☐ TELEHEALTH/TELEMEDICINE ☐ WEARABLES

WHAT MEDICAL DEVICE ARE YOU LOOKING TO ACQUIRE IN THE NEXT 6 MONTHS? *

- After signing up with your email address, you will be directed to creating your profile.
- Then you will be asked about the topics of your interest – selecting these will enable you to meet and connect with people of similar interests.
- After successfully logging into the platform, you will be looking at the Home page. The highlights of our event are listed on this page, such as our esteemed speakers and key partners.


My account settings

- After you create your account, you can customise and edit your privacy settings.
- Click on the arrow next to your name at the top right hand corner of the screen.
- Here, you can choose to update the privacy settings of your account.



What is the event feed, and how do I use it?



On event feed, attendees can interact with other participants by posting photos or videos on the feed or engage with other attendees by liking or commenting on their post. You can even create live polls to gather industry insights, or click on the 'Introduce' Icon to ask or offer anything to the community.



Have something on your mind? Share it with the community


Attach a photo/video

Discuss




0/1000


POST



I am looking for
Ask or Offer to Community (Ex. Business Lead)




Introduce ^



0/1000

POST



Ask a question

Type option 1*

Type option 2*



Type option 3

☐ Multiple Answers ☐ "Other" as an option

Schedule Poll End

DD/MM/YYYY

End Time

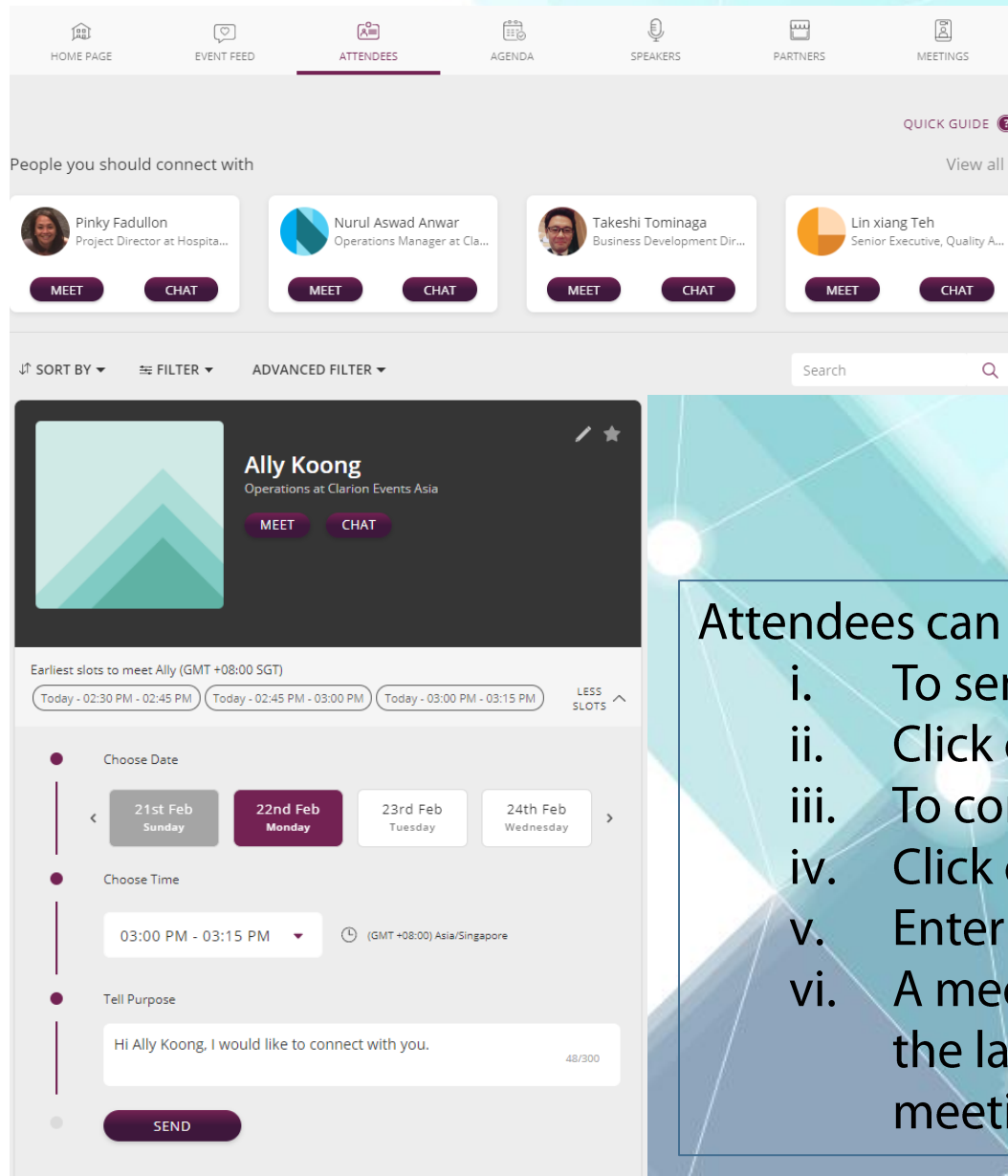


Polls

0/1000

POST

Attendees – what are the functions here?

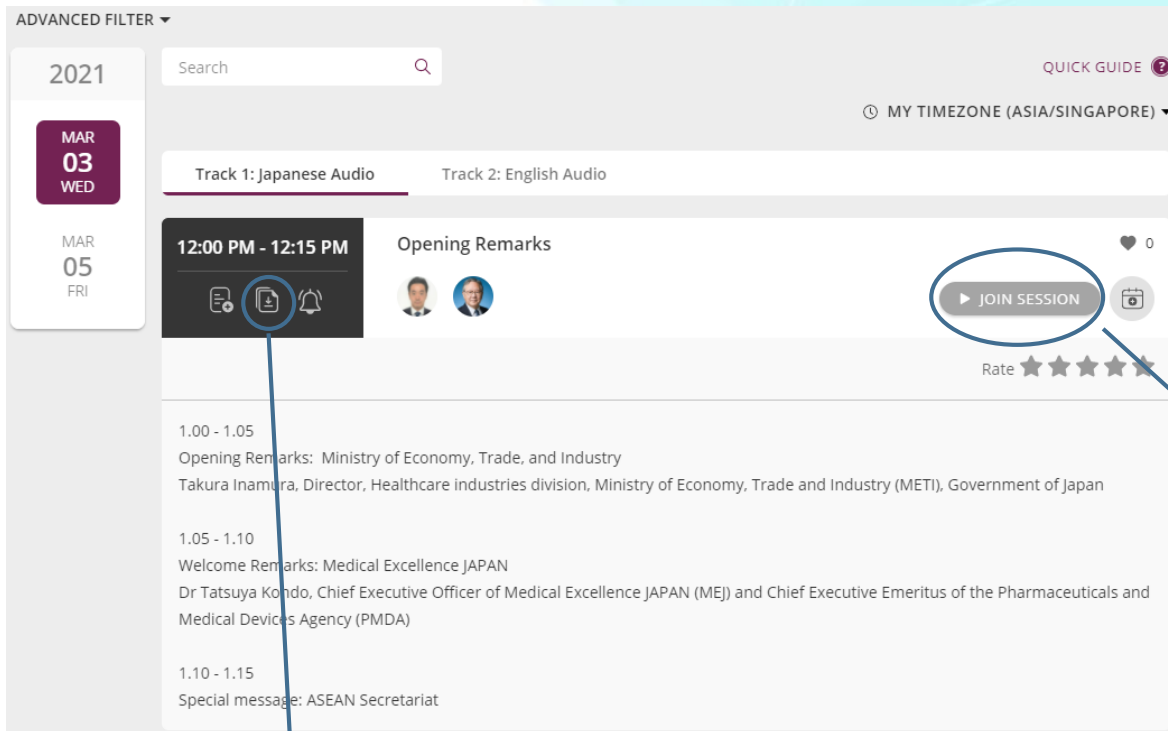


- You can see people that are recommended for you to connect with prompted on the top of this page, matched based on the options you have selected when you were setting up your profile.
- Below that, there are a few ways for you to find people in the event space. Simply use the filter function to see who has viewed your profile. You can also utilise the advanced filter to narrow your search.

Attendees can interact with fellow attendees either via chat or meeting.

- To send out a message via chat:
- Click on the chat button, type message & click on send.
- To connect with the fellow attendee:
- Click on the meet button → Select the date & time
- Enter a message along and click on send.
- A meeting request will be sent to the attendee, once it is accepted by the later, both the attendees will get a confirmation notification and a meeting will be recorded in your MEETINGS tab.

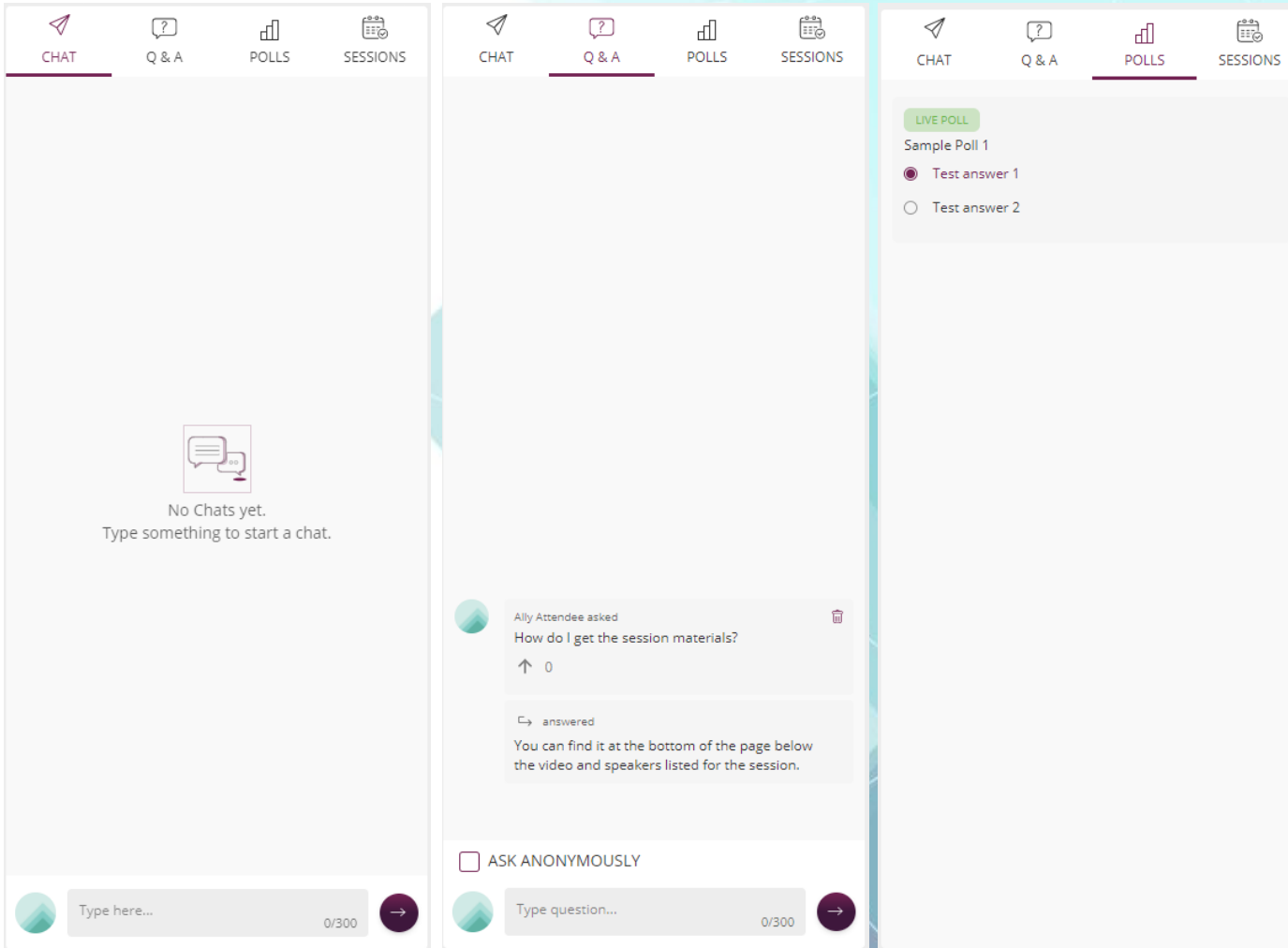
How do I access the Agenda?



- In agenda tab, a complete event agenda will be displayed along with session details such as Topic, Speakers, Host & other relevant details.
- From this tab attendee can also join the content for each session and watch it live & can also interact with speakers.
- The join session button will be green when the session is LIVE – the time stated for session to start.
- If the session is lagging / buffering, it's most likely internet bandwidth issues. Refresh and try again later.

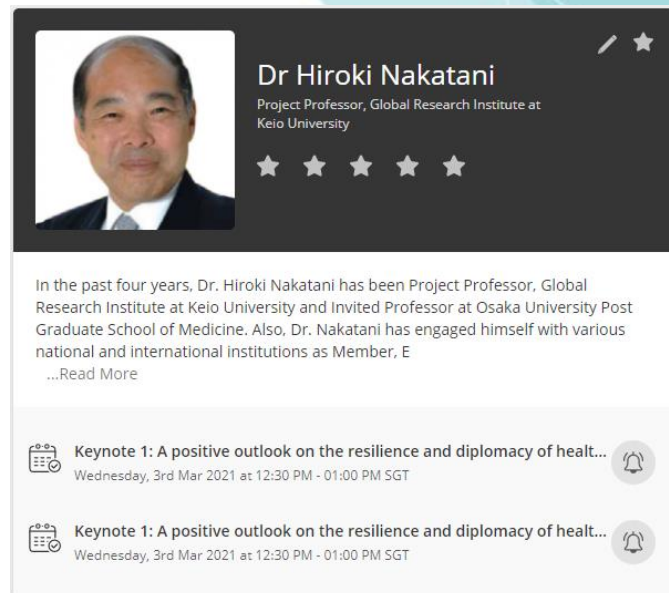
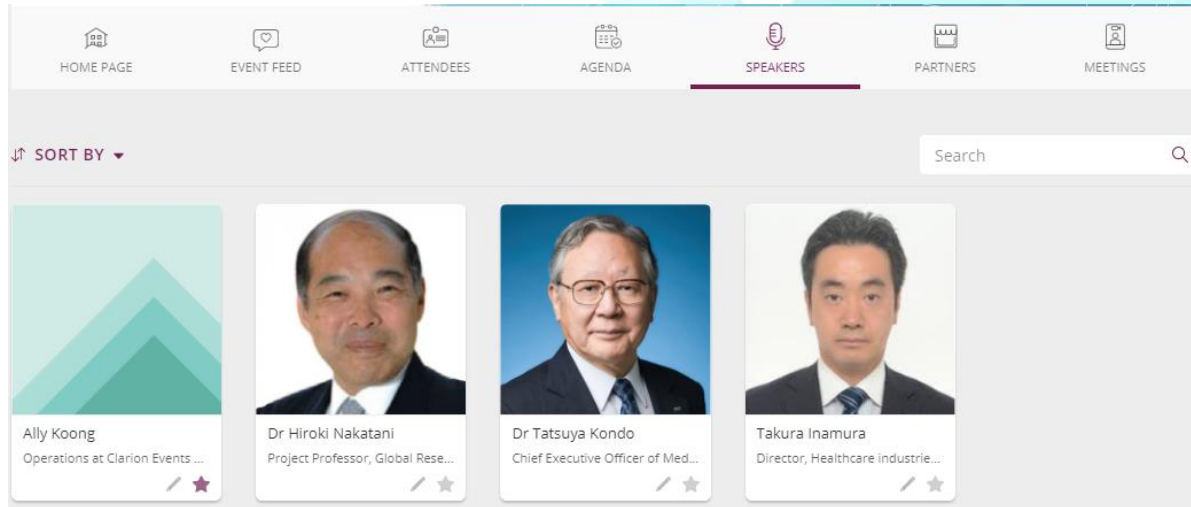
- You can download the session materials (if any) in the button below the session time. Or if you click into the session page, it can be found at the bottom.
- If you encounter audio issues, please check your audio output on your speakers. Or you can clear your internet browser cache and refresh the page.

Can I interact and ask questions during the session?



- There are a few ways to interact during the session. You can post in the CHAT area, it's a live chatting system where you can chat with everyone else in the session.
- When you ask questions in Q&A, it will be submitted for approval from the organisers. Once the organisers receive the questions, it will be sent to the speakers.
- Your selected choice will be changed to a purple font. There will not be a submit button, but the results are captured after you click and the choice becomes purple.

Speakers – How do I find their sessions?



- To view a speaker, click on the picture and the profile as well as the sessions they are speaking on will pop up here.
- You can also write notes you have on the speaker here, as well as click the star button to like the speaker.
- You can rate the speaker. Click on the stars on their profile.

How do I access the Partner's booths

BROADCAST ASIA

intel

Intel

MEET

SHARE YOUR DETAILS

Rate ★★★★★

About us

Intel Corporation (also known as Intel, stylized as Intel) is an American multinational corporation and technology company headquartered in Santa Clara, California, in the Silicon Valley. It is the world's second largest and second highest valued semiconductor chip makers based on revenue after being overtaken by Samsung, and is the inventor of the x86 series of microprocessors, the processors found in most personal computers (PCs). Intel supplies processors for computer system manufacturers such as Apple, Lenovo, HP, and Dell. Intel also manufactures motherboard chipsets, network interface controllers and integrated circuits, flash memory, graphics chips, embedded processors and other devices related to communications and computing.

هي شركة أمريكية متعددة الجنسيات وشركة تكنولوجيا (Intel) كما هي Intel (المعروفة أيضًا باسم) Intel Corporation شركة مقرها في سانتا كلارا ، كاليفورنيا ، في سيليكون فالي. وهي ثاني أكبر صانعي شرائح أشباه الموصلات في العالم وتأتي أكبرها ١

...Read More

Intel Demo Room

Come visit us in the Demo Room and get to experience the latest in computing Powe

Get in touch

9979009508

Stall No. 1

Get a laptop free

10th Gen Intel® Core™ processors with Intel® Iris® Plus graphics bring broad-scale artificial intelligence (AI) to the PC for the first time.

PLEASE VISIT

Files

Policy.pdf PDF FILE

Hubilo - Sponsorship Opportunities.pdf PDF FILE

Videos (02)

Intel's Experience Vision | Intel

From Sand to Silicon: The Making of a Microchip | Intel

Product & Services (03)

People (29)

Send a virtual meeting request or chat with us

Akash Basu Sr. Sales Manager Hubilo

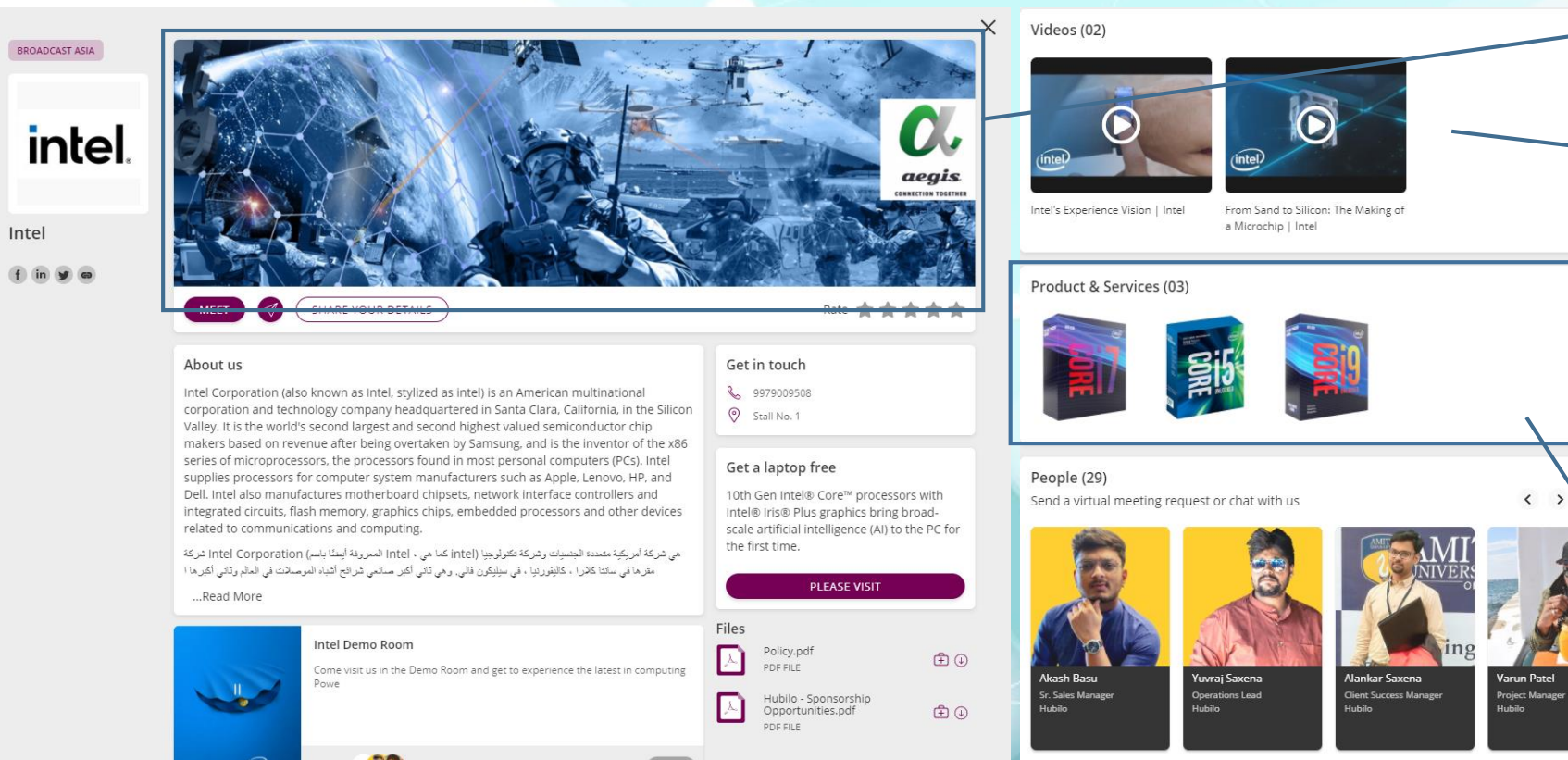
Yuvraj Saxena Operations Lead Hubilo

Alankar Saxena Client Success Manager Hubilo

Varun Patel Project Manager Hubilo

- You can click into any partner you're interested in connecting with, and you can see their profile as well as their offerings.
- You can also connect with the representatives listed at the bottom of their page.

What if I'm a Partner – how do I customise?



- Spotlight Banner: 1036 x 320px (5mb max)
- You can add up to 20 videos on your page, from Youtube, Vimeo or Youku. Do note that if it contains copyrighted material, the video may not play.
- You can add up to 20 images of your products and services. Maximum size: 1024 x 1024px.

Meetings & Scheduling

QUICK GUIDE ?

FILTER ▾

Hide past meetings ☐ EDIT SLOTS ⓘ EVENT TIMEZONE (ASIA/TOKYO) ▾

Monday - 1st March 2021

05:15 PM

PENDING

Ally Koong
Operations
Clarion Events Asia

Hi Ally Koong, I would like to connect with you.

Edit Meeting slots

SLOT DURATION 15 mins CLOSE ALL MEETINGS ☐ OFF

< H FEB 28TH FEB **1ST MAR** 2ND MAR 3RD MAR 4TH MAR 5TH MAR >

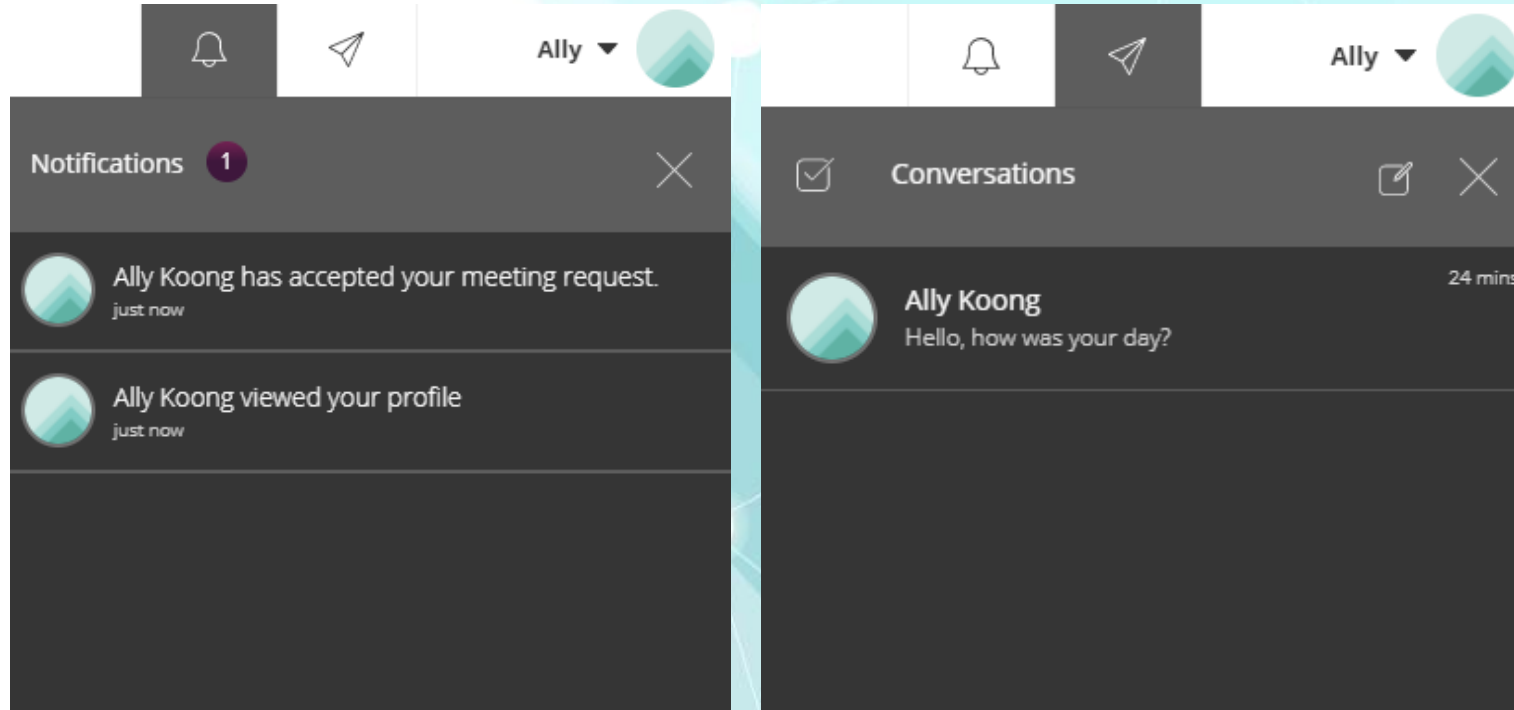
All slot timings are in Asia/Tokyo.
Slots are of 15 minutes each. Close slots for a day ☐ OFF

12:00 AM	12:15 AM	12:30 AM	12:45 AM	01:00 AM	01:15 AM
01:30 AM	01:45 AM	02:00 AM	02:15 AM	02:30 AM	02:45 AM
03:00 AM	03:15 AM	03:30 AM	03:45 AM	04:00 AM	04:15 AM
04:30 AM	04:45 AM	05:00 AM	05:15 AM	05:30 AM	05:45 AM

SAVE

- Here, you will be able to see all the meetings you have scheduled with the attendees at this event. This will be filtered by date.
- Click on EDIT SLOTS to manage your own meeting availability. The current meetings are scheduled till 5th March.
- Each attendee can send up to 50 meeting requests only.

My notifications



- On the top right hand corner of your screen, you will see two icons – a bell and an arrow.
- The bell is for notifications, and a red dot will appear next to it when you have new notifications.
- The arrow is for chats, you can find all your conversations here.



We hope you have a great experience!